


SL SERIES COPING


INDUSTRIAL, COMMERCIAL



For illustrative purposes only, please refer to installation guides.

SL SERIES COPING - ES1 TESTED

The CMP Snap Lock (SL) Coping is a snap on style coping that has a fast and simple installation procedure that reduced your time to install. This system allows you to complete the installation of your coping with no exposed fasteners on the inside leg. The IBC building code requires that all low slope roofing systems (built up asphalt, single ply, modified, etc.) use perimeter metal details that have tested according to the ANSI / SPRI ES-1 testing procedure. This applies to copings, gravel stops, and metal edgings. Most states have adopted the provisions of the IBC building code. CMP has developed a line of coping, gravel stops, and edging that have been tested in both aluminum and steel options.



MATERIALS AVAILABLE

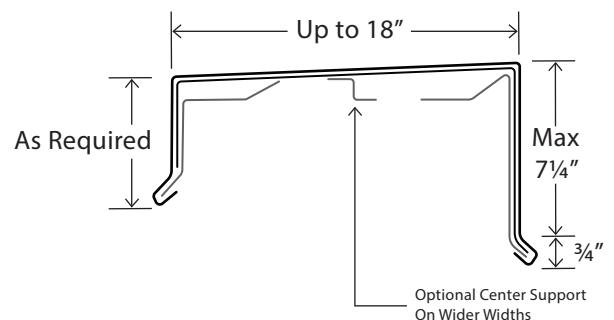
- Steel - 24 gauge minimum
- Aluminum - .040" minimum

COLORS AND COATINGS

See all 40+ colors and coatings on the CMP or Alumaklad/Colorklad color charts at www.cmpmetalsystems.com

FINISH AND PRODUCT WARRANTIES

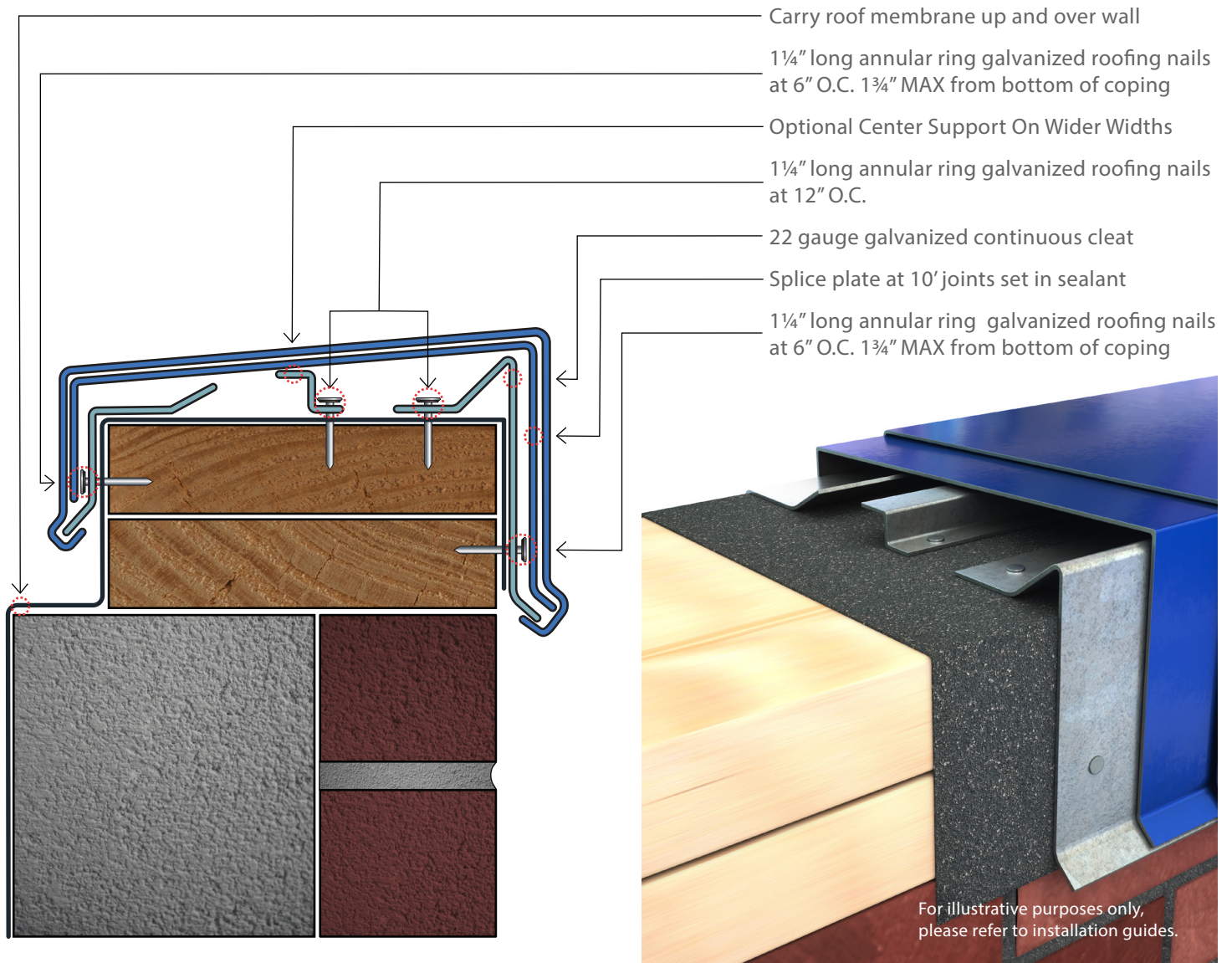
- Aluminum and Steel substrate up to 35 year warranty
- Contact us for more detailed information



SL SERIES COPING



Construction Metal Products



Perimeter Metal Systems - Coping

CMP SL Series Extender Coping

ES-1 Tested