

GS SERIES GRAVEL STOP

INDUSTRIAL, COMMERCIAL



Construction Metal Products



For illustrative purposes only, please refer to installation guides.

GS SERIES GRAVEL STOP - ES1 TESTED

We have standard and snap lock versions of each type of trim. The standard style gravel stop (GS Series) has a fast and simple installation procedure. This system is utilized with asphalt and modified systems that will seal to the flange. The IBC building code requires that all low slope roofing systems (built up asphalt, single ply, modified, etc.) use perimeter metal details that have tested according to the ANSI / SPRI ES-1 testing procedure. This applies to copings, gravel stops, and metal edgings. Most states have adopted the provisions of the IBC building code. CMP has developed a line of coping, gravel stops, and edging that have been tested in both aluminum and steel options.

MATERIALS AVAILABLE

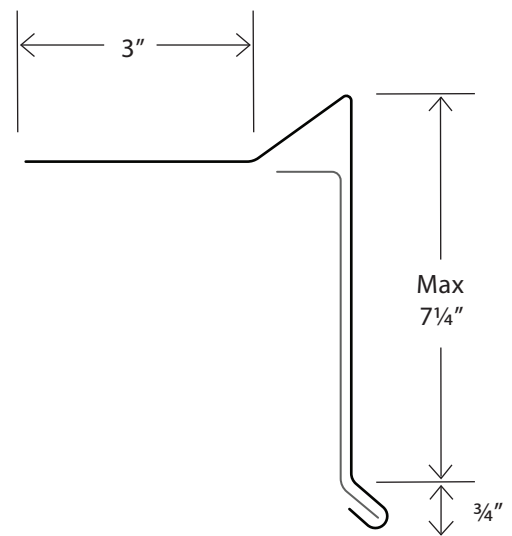
- Steel - 24 gauge minimum
- Aluminum - .040" minimum

COLORS AND COATINGS

See all 40+ colors and coatings on the CMP or Alumaklad/Colorklad color charts at www.cmpmetalsystems.com

FINISH AND PRODUCT WARRANTIES

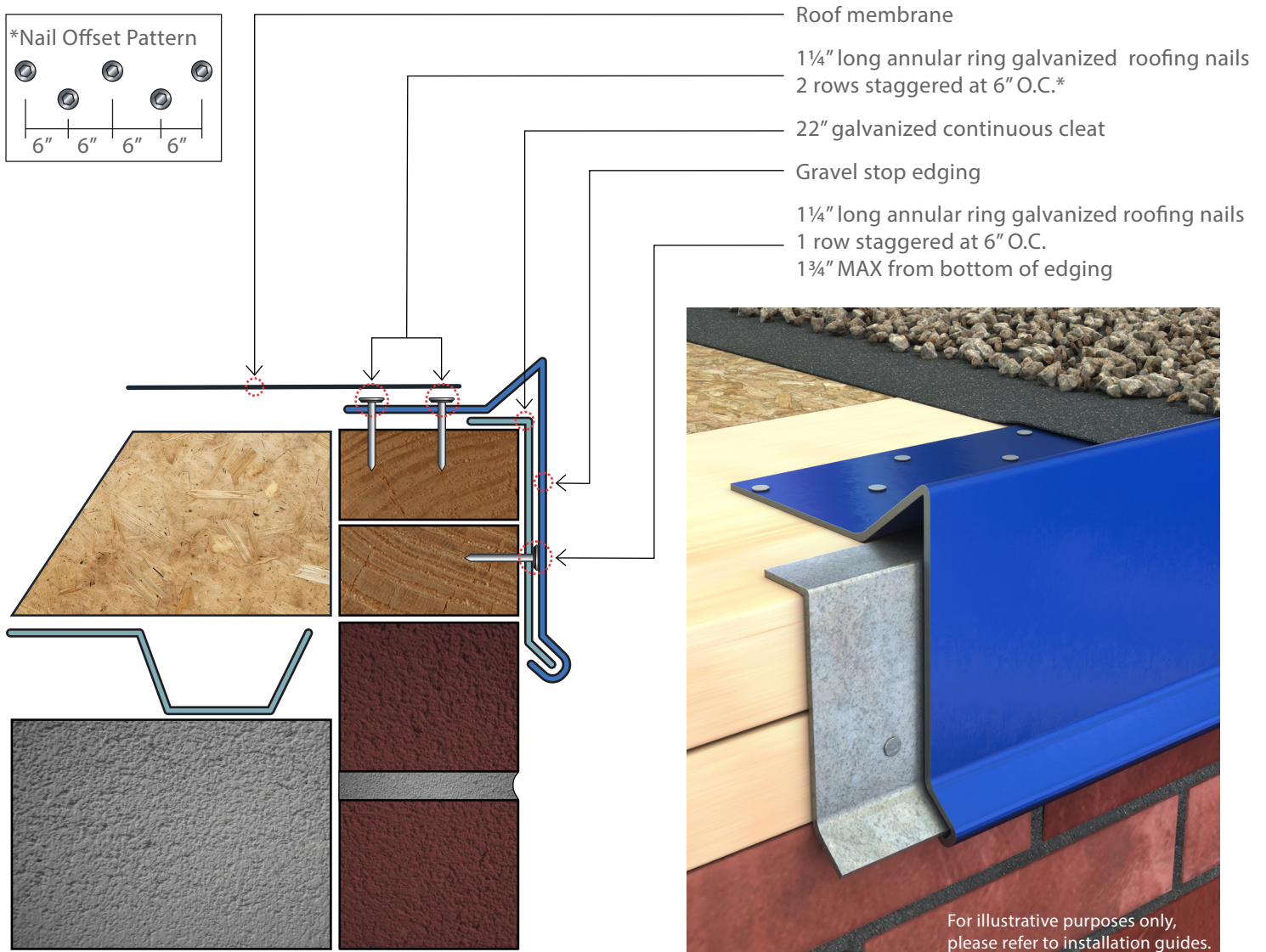
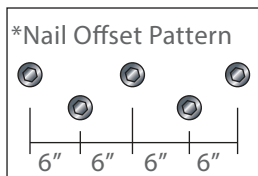
- Aluminum and Steel substrate up to 35 year warranty
- Contact us for more detailed information



GS SERIES GRAVEL STOP



Construction Metal Products



Perimeter Metal Systems - Gravel Stop

CMP GS Series Gravel Stop

ES-1 Tested