

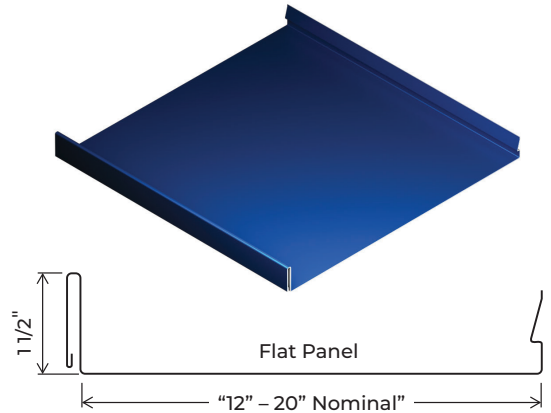
# CMP S-1000

COMMERCIAL & RESIDENTIAL



## CMP S-1000 PANEL

The CMP S-1000 profile offers an integral seam design that goes together in a snap. This profile is very popular in residential and light commercial roofing applications. It offers the designer a high-performance standing seam system capable of transitional changes in a continuous panel length for roof-to-mansard or roof-to-fascia applications. The snap lock installation process will save time on the roof without sacrificing quality or a beautiful design.




## PANEL SPECIFICATIONS

- Widths – 12"-20", 16" standard
- Seam Height – 1-1/2" standard
- Made to exact lengths
- Snap lock installation
- On-site roll forming available
- 40+ different color/coating options

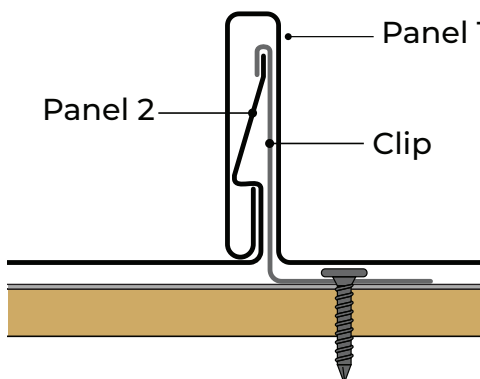
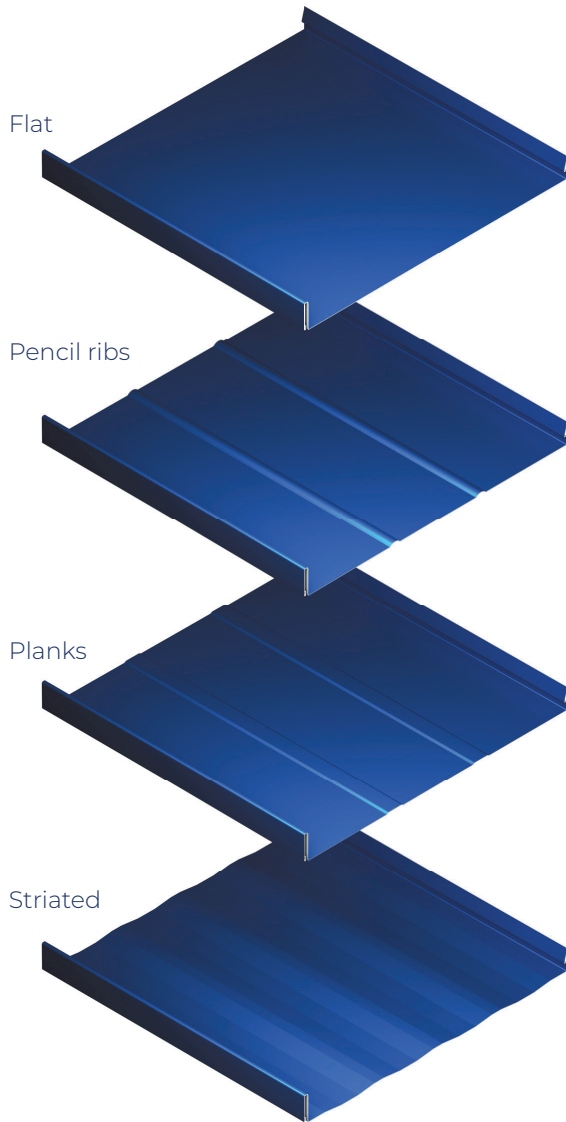
## MATERIALS AVAILABLE

- Steel – 24ga
- Aluminum - .032" & .040"
- Copper – 16 oz



PANEL INTERLOCK DETAIL

# CMP S-1000



## PANEL OPTIONS

Flat, Pencil Ribs, Planks, Striated

## COLORS AND COATINGS

See all 40+ colors and coatings on the CMP or Alumaklad/Colorklad color charts at [www.cmpmetalsystems.com](http://www.cmpmetalsystems.com)

## FINISH AND PRODUCT WARRANTIES

- High quality PVDF coating by Valspar
- Aluminum and Steel substrate up to 35 year warranty
- Contact us for more detailed information

## INSTALLATION

- Concealed fastener clip system
- Snap lock seams
- Can be installed over steel or plywood decking with proper underlayment

## MINIMUM SLOPE / ROOF PITCH

3:12

## TESTING

- ASTM E-1592 Wind Uplift Resistance
- ASTM E1680 Air Infiltration
- ASTM E1646 Water Penetration
- TAS 100-95 Wind Driven Rain

