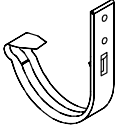


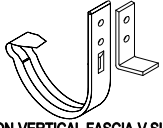
HALF-ROUND GUTTER + ACCESSORIES

GUTTER SUPPORT BRACKETS ①


VERTICAL FASCIA



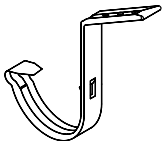
NON-VERTICAL FASCIA-L SUPPORT



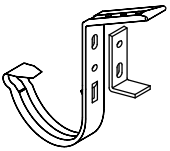
NON-VERTICAL FASCIA-V SUPPORT



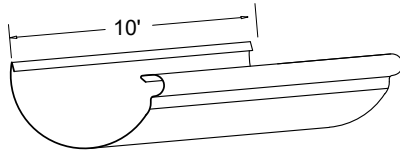
ROOF MOUNT



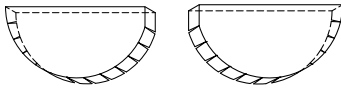
ROOF MOUNT NON-VERTICAL FASCIA



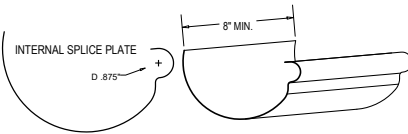
HALF ROUND GUTTER



HALF ROUND END CAPS

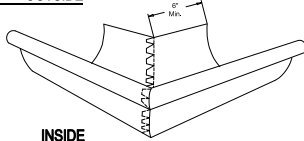


SPLICE PLATES

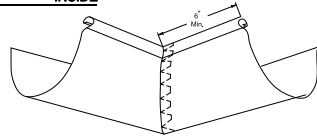


MITERED CORNERS

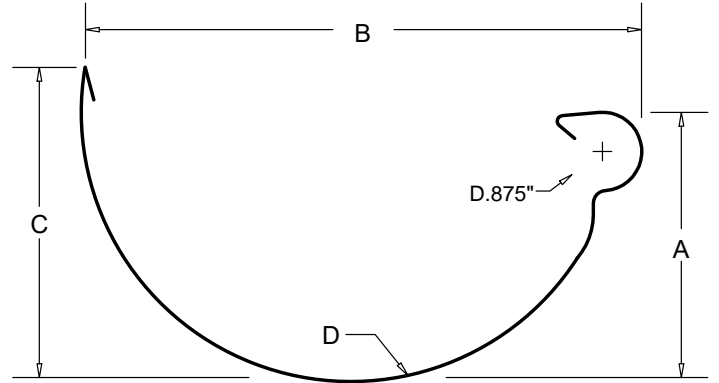
OUTSIDE



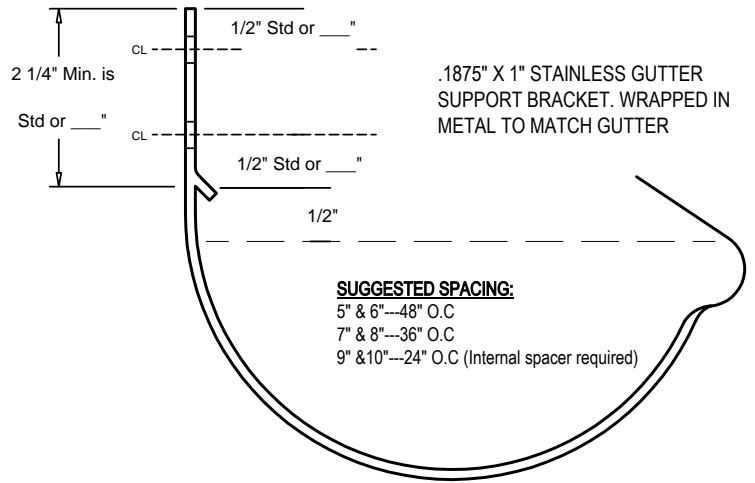
INSIDE



GUTTER DETAIL



STANDARD BRACKET DETAIL ①



SIZE:	A	B	C	D
<input type="checkbox"/> 5"	2 1/2"	5 1/4"	3"	2 1/2" Radius
<input type="checkbox"/> 6"	3"	6 1/4"	3 1/2"	3" Radius
<input type="checkbox"/> 7"	3 1/2"	7 1/4"	4"	3 1/2" Radius
<input type="checkbox"/> 8"	4"	8 1/4"	4 1/2"	4" Radius
<input type="checkbox"/> 9"	4 1/2"	9 1/4"	5"	4 1/2" Radius
<input type="checkbox"/> 10"	5"	10 1/4"	5 1/2"	5" Radius

MATERIAL ②	
22GA STEEL	.032 ALUMINUM
24GA STEEL	.040 ALUMINUM
26GA STEEL (limited color availability)	.050 ALUMINUM
22GA STAINLESS STEEL	16OZ COPPER
24GA STAINLESS STEEL	20OZ COPPER
26GA STAINLESS STEEL	

NOTES:

① For a non-standard bracket detail--please circle the correct bracket above and a print approval will be sent with your quote

② For products/material not listed, please inquire.

COLOR: _____

QUANTITIES

_____ LINEAL FEET @ 10'-0" LTHS

_____ OUTSIDE MITERS @ 90°

_____ INSIDE MITERS @ 90°

_____ ENDCAPS: R: _____ L: _____

_____ SPLICE PLATES

_____ EXPANSION JOINTS

GUTTER SUPPORT BRACKET QUANTITIES:

_____ VERTICAL FASCIA

_____ NON-VERTICAL FASCIA-L SUPPORT

_____ NON-VERTICAL FASCIA-V SUPPORT

_____ ROOF MOUNT

_____ ROOF MOUNT NON-VERTICAL FASCIA

PRINT APPROVED BY:

 (SIGNATURE) (DATE)

A SIGNED PRINT APPROVAL SIGNIFIES A CUSTOMER HAS VERIFIED ALL DIMENSIONS, SIZES, QUANTITIES, AND MATERIAL TYPES.

FABRICATION WILL PROCEED ONLY AFTER RECEIPT OF SIGNED PRINT APPROVAL

PROJECT INFORMATION

 (PROJECT NAME)

 (ARCHITECT)

 (CUSTOMER)

 (REPRESENTATIVE/ DISTRIBUTOR)

Construction Metal Products
 2204 West Front Street
 Statesville, NC 28677
 P: 704-871-8704

CMP East
 1608 Executive Ave
 Myrtle Beach, SC 29577
 P: 843-427-0427

